



GETTING STARTED WITH


Real-Time Prescription Benefit Using Epic

Easy to access. Easy to use.

Now you're empowered with innovation directly within your Electronic Medical Record (EMR) at the point of care.

 Real-time data

 Improved clinical outcomes

 Reduced administrative burden



STEP 1

Electronic Medical Record

An EMR is a prerequisite for enabling Real-Time Prescription Benefit (RTPB)

Ensure RTPB is a capability offered within your Epic EMR workflow



STEP 2

EMR Enablement and Activation

Evernorth requires the use of a third-party data vendor in order to process RTPB transactions.

Express Scripts works with these vendors: Arrive Health | CenterX | SureScripts

Epic prerequisites to establish prior to getting started with RTPB

A 2018-present version of Epic

A signed data agreement with a data vendor

System settings enabled to select defaults for system's behavior

Turn on RTPB (Epic presents it as 'Pricing Estimates') within system settings

Ensure RTPB defaults are set

Recommended settings: Max # of alternatives presented-5

Timeout for medication estimates at signing: 3 seconds

Note: Real-Time Prescription Benefit is also referred to as the following as determined by the EMR supporting it:
Price Transparency | Real-Time Benefit Check | Price Estimates | Formulary & Benefit | Real-Time Benefit Tool


Follow these steps to start using Real-Time Prescription Benefit in your existing workflow today.


GETTING STARTED WITH

Real-Time Prescription Benefit Using Another EMR

Easy to access. Easy to use.

Now you're empowered with innovation directly within your Electronic Medical Record (EMR) at the point of care.

 Real-time data

 Improved clinical outcomes

 Reduced administrative burden



STEP 1

Electronic Medical Record

An EMR is a prerequisite for enabling Real-Time Prescription Benefit (RTPB)

Ensure RTPB is a capability offered within your EMR workflow



STEP 2

EMR Enablement and Activation

Evernorth requires the use of a third-party data vendor in order to process RTPB transactions.

Express Scripts works with these vendors: Arrive Health | SureScripts

Ensure software version features RTPB

Upgrade to the software version that features RTPB

Confirm the name of RTPB within your respective EMR (See 'Step 1')¹

1. For example – Cerner references RTPB as 'Formulary & Benefit'

Note: Real-Time Prescription Benefit is also referred to as the following as determined by the EMR supporting it:
Price Transparency | Real-Time Benefit Check | Price Estimates | Formulary & Benefit | Real-Time Benefit Tool

Follow these steps to start using Real-Time Prescription Benefit in your existing workflow today.

CLIENT LOGO HERE